

ACCESSING GOMB PRE-AWARD

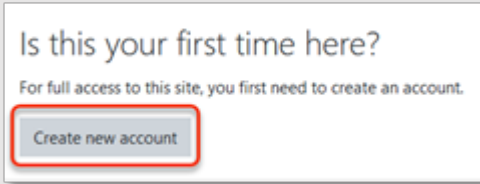
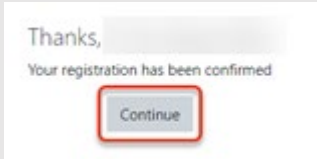
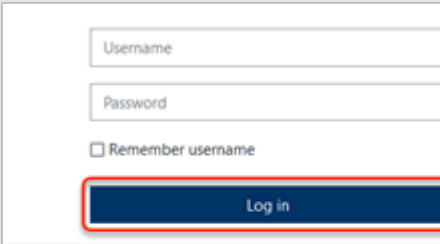
MINIMUM TECHNOLOGY REQUIREMENTS

- 3Mbps Download Internet Bandwidth. You may use a site like <https://www.speedtest.net/> to check your download speed.
- 1Mbps Upload Internet Bandwidth. You may use a site like <https://www.speedtest.net/> to check your upload speed.
- The following browsers are supported by the University of Illinois at Springfield and Moodle. You should always use the most current version of your preferred browser. Your browser will notify you if there is a new version available.
 - Google Chrome *recommended browser
 - Mozilla Firefox *recommended browser
 - Microsoft Edge (has intermittent issues)
 - Apple Safari (Macintosh only)
 - Mobile Safari (iOs)
 - Mobile Chrome (Android)
 - Moodle 4.0 does NOT support Internet Explorer 11.
 - Safari 7 and below has known compatibility issues with Moodle 4.0.

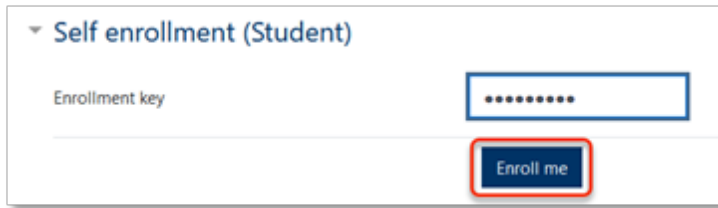
LOG IN PROCEDURES

STEP 1: Go to [GOMB: PRE-AWARD](#)

STEP 2: CREATE AN ACCOUNT or LOGIN

New users: Create an account	Existing users: Log in
<ol style="list-style-type: none">1. Click Create new account.  <ol style="list-style-type: none">2. Fill out your account details and click Create my new account.3. Click the confirmation link sent to your email.4. Click Continue.  <ol style="list-style-type: none">5. Go to the next step.	<ol style="list-style-type: none">1. Enter your username and password.2. Click Log in.  <ol style="list-style-type: none">3. Go to the next step.

STEP 3: Enter the following enrollment key: **GOMB1**



Self enrollment (Student)

Enrollment key

Enroll me

STEP 4: Click **ENROLL ME**

After enrolling, you can access your learning material any time by visiting: [GOMB: Pre-award.](#) Don't forget to bookmark the page in your browser for easy access!

Note: If you routinely work with sensitive information such as Payroll, Banking etc., the security settings on your primary work computer may interfere with some of the multimedia materials such as videos and images. You may want to use a different device for the training such as a tablet or laptop normally used for training or presentations.